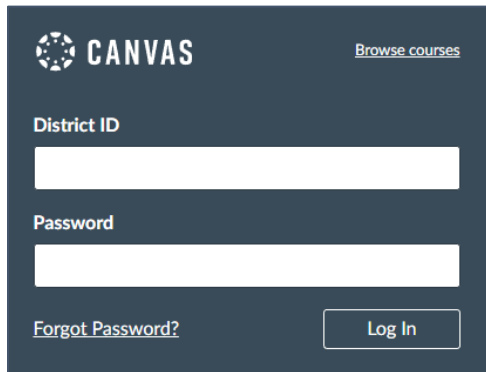




1. Log into your Canvas parent account here: <https://everettsd.instructure.com/login/ldap>

Parent's access to Canvas is the same login credentials use in Gradebook and Home Access Center. If you do not know your username and/or password, please open a [Tech Support Ticket](#) with your name, student name(s), student ID# and/or DOB, school they attend and your email on file with the school.



The image shows the Canvas login interface. At the top left is the Canvas logo. To its right is a link that says "Browse courses". Below this, there are two input fields: "District ID" and "Password". Below the "Password" field is a link that says "Forgot Password?". At the bottom right is a button that says "Log In".

2. If you have not already set up a Canvas parent account, our LMS department has created a webpage with helpful information. <https://www.everettsd.org/Page/39294>

Canvas Parent	QUICKLINKS
<p>Everett Public Schools utilizes Canvas Learning Management System (Canvas LMS) for coordinating online resources. Canvas equips teachers and students with a dynamic, easily accessible content portal. The course structure allows teachers to pull together a wide range of instructional, assessment and feedback tools to engage students in individualized, small group, and whole-class learning.</p> <div style="text-align: center; margin: 10px 0;">  </div> <p><b>Click on Canvas Parent icon to log in.</b></p> <p><b>Parents have Observer view and have two ways to access Canvas:</b></p> <ol style="list-style-type: none"> <li>1. <b>Access via the web browser</b>, click on the blue icon labeled Canvas Parent. Logging in to the website version of Canvas gives parents a full view of the course and allows for setting up notifications.</li> <li>2. <b>Access via the Canvas Parent App</b>, watch videos below for set-up and navigation.</li> </ol> <p><a href="#">Setting up Canvas Parent App</a></p>	<div style="text-align: center; margin-bottom: 20px;">  </div> <div style="border: 1px solid #ccc; padding: 5px; margin-bottom: 5px; text-align: center;">Canvas Login - Parents</div> <div style="border: 1px solid #ccc; padding: 5px; margin-bottom: 5px; text-align: center;">Parent Password Reset</div> <div style="border: 1px solid #ccc; padding: 5px; text-align: center;">Canvas Login -Staff &amp; Students</div>

3. Once you have logged in, find the email from Canvas providing you access to the **Comprehensive Sexual Health Education** parent portal and click the link to view the material.
4. If the email address you provided to request access **does not match** the email address used to create your Canvas parent account, you may not be able to access the material. If this is the case, you may need to submit a new request with the correct email address.
5. If you have issues logging in or accessing your Canvas parent portal, please open a [Tech Support Ticket](#) with your name, student name(s), student ID# and/or DOB, school they attend and your email on file with the school.